



Technical specification

Cold milling machine W 2200

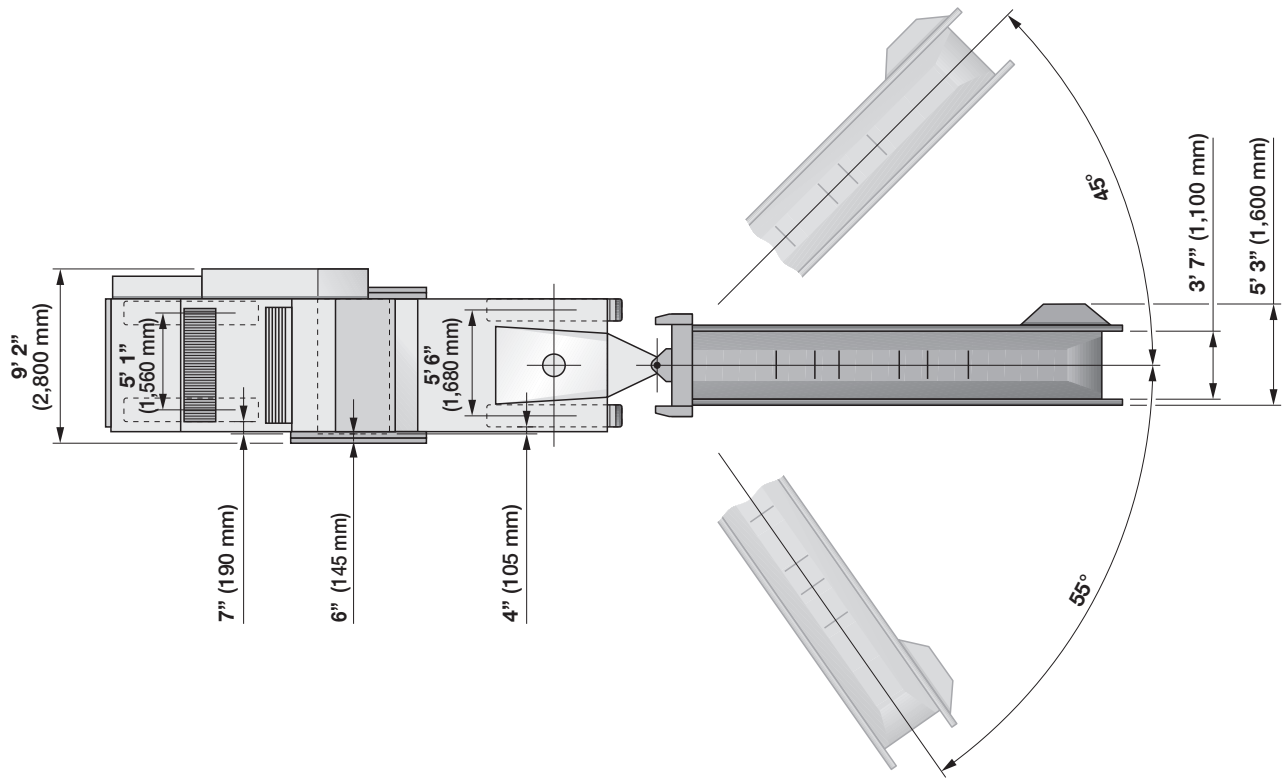
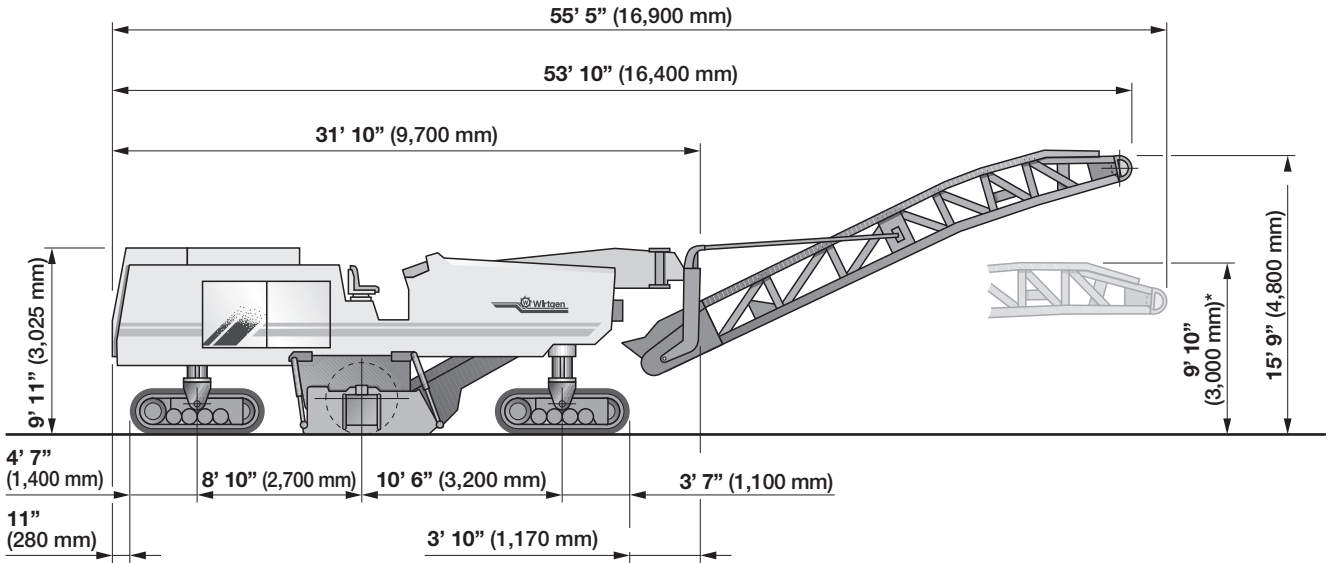


Technical specification

Cold milling machine W 2200	
Milling width max.	7' 3" (2,200 mm)
Milling depth *1	0–14" (0–350 mm)
Milling drum	
Tool spacing	15 mm
Number of tools	188
Drum diameter with tools	45" (1,140 mm)
Engine	
Manufacturer	Caterpillar
Type	C27 ATAAC
Cooling	Water
Number of cylinders	12
Rated power	708 kW / 950 HP / 963 PS
Engine speed	2,100 min ⁻¹
Displacement	7.1 gal (27 l)
Fuel consumption, full load	49.4 gal/h (187 l/h)
Fuel consumption, ² / ₃ load	33 gal/h (125 l/h)
Emission standards	EPA Tier II
Electrical system	
	24 V
Filling capacities	
Fuel tank	370 gal (1,400 l)
Hydraulic fluid tank	132 gal (500 l)
Water tank	1,320 gal (5,000 l)
Driving characteristics	
Travel speed	0–276 ft/min (0–3 mph) (0–84 m/min (0–5 km/h))
Crawler tracks	
Crawler tracks, front and rear (L x W x H)	7' 3" x 15" x 2' 7" (2,200 x 370 x 790 mm)
Conveyor system	
Belt width of primary conveyor	3' 7" (1,100 mm)
Belt width of discharge conveyor	3' 7" (1,100 mm)
Theoretical capacity of discharge conveyor	874 yd ³ /h (668 m ³ /h)
Shipping dimensions	
Machine (L x W x H)	31' 10" x 9' 2" x 9' 10" (9,700 x 2,800 x 3,000 mm)
Discharge conveyor (L x W x H)	28' 7" x 5' 7" x 4' 3" (8,700 x 1,700 x 1,300 mm)

*1 = The maximum milling depth may deviate from the value indicated, due to tolerances and wear.

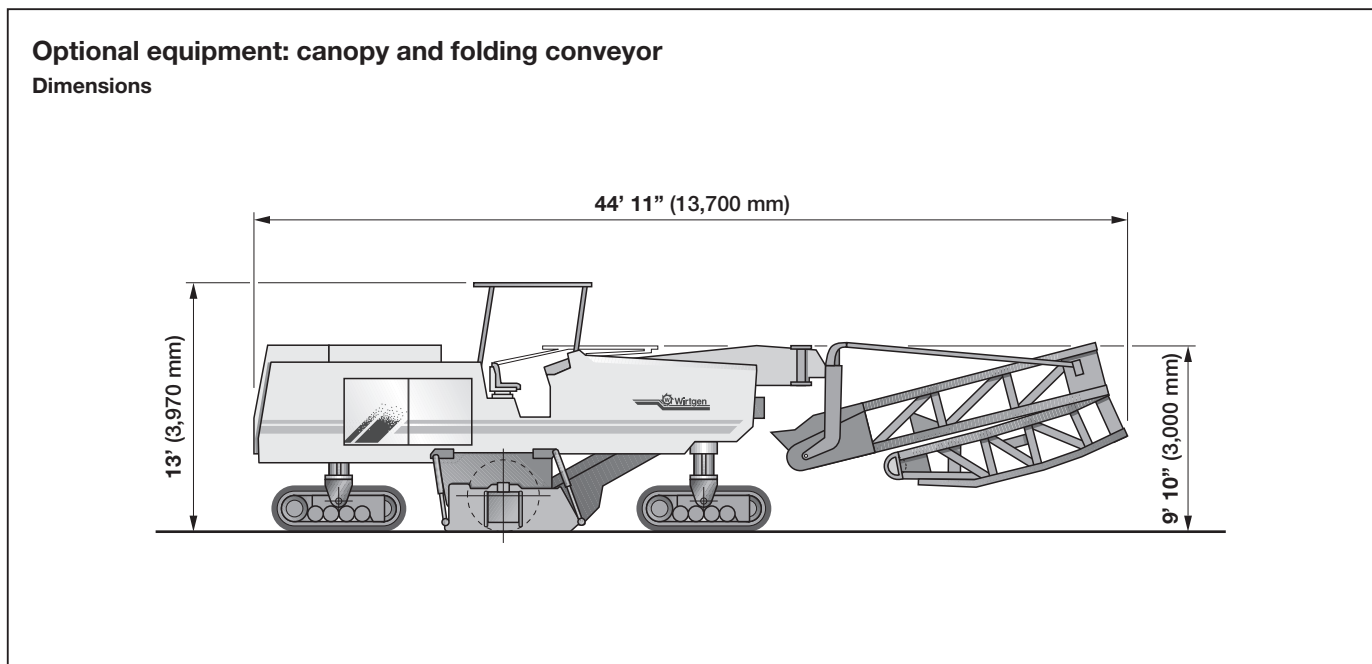
Dimensions



* = Dimensions for low-loader transport

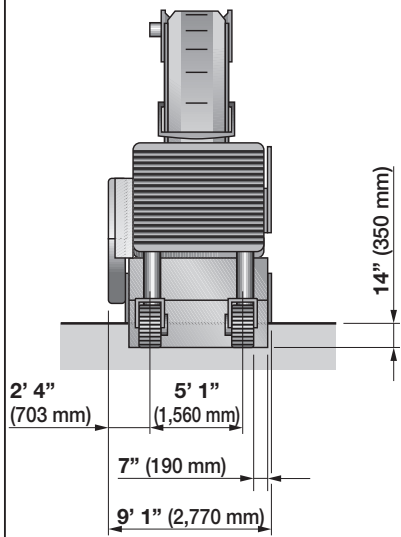
Standard weights of cold milling machine W 2200	
Shipping weight	91,492 lbs (41,500 daN (kg))
Operating weight, CE *	98,547 lbs (44,700 daN (kg))
Operating weight, max.	105,315 lbs (47,770 daN (kg))
Add-on weights	
Optional milling drum assemblies	
FCS milling drum assembly, milling width 8' 2" (2,500 mm), milling depth (0–14") 0–350 mm, number of cutting tools: 226	3,748 lbs (1,700 daN (kg))
FCS milling drum assembly, milling width 9' 10" (3,000 mm), milling depth (0–14") 0–350 mm, number of cutting tools: 262	9,921 lbs (4,500 daN (kg))
FCS milling drum assembly, milling width 11' 6" (3,500 mm), milling depth (0–14") 0–350 mm, number of cutting tools: 295	14,661 lbs (6,650 daN (kg))
FCS milling drum assembly, milling width 12' 6" (3,800 mm), milling depth (0–14") 0–350 mm, number of cutting tools: 315	18,298 lbs (8,300 daN (kg))
FCS milling drum assembly, milling width 14' 5" (4,400 mm), milling depth (0–14") 0–350 mm, number of cutting tools: 350	25,574 lbs (11,600 daN (kg))
Optional equipment	
Canopy	551 lbs (250 daN (kg))
Folding conveyor	948 lbs (430 daN (kg))
Additional weight	4,409 lbs (2,000 daN (kg))

* = Weight of machine with half-full water tank, half-full fuel tank, driver (165.3 lbs/75 kg) and tools.

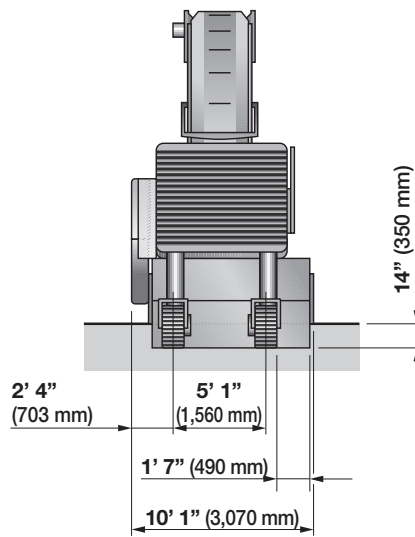


Rear view W 2200

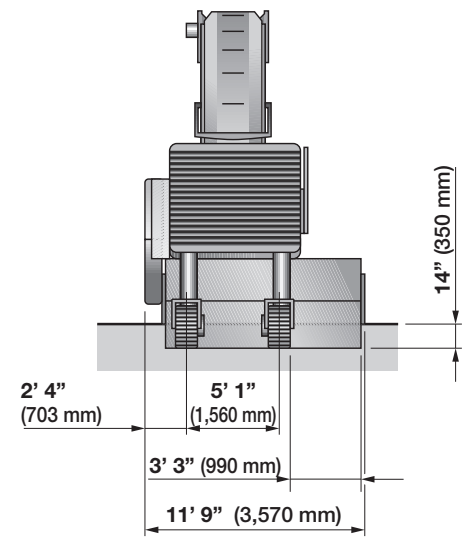
Dimensions



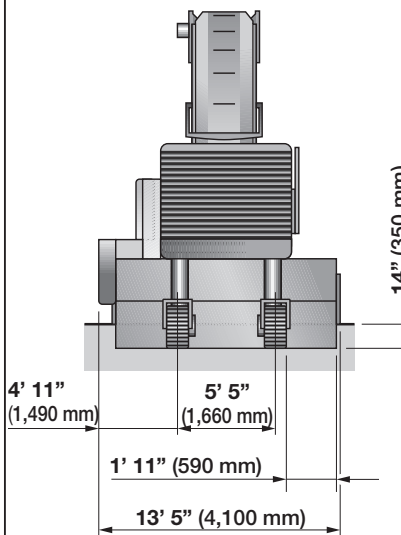
Milling width 7' 3" (2,200 mm)



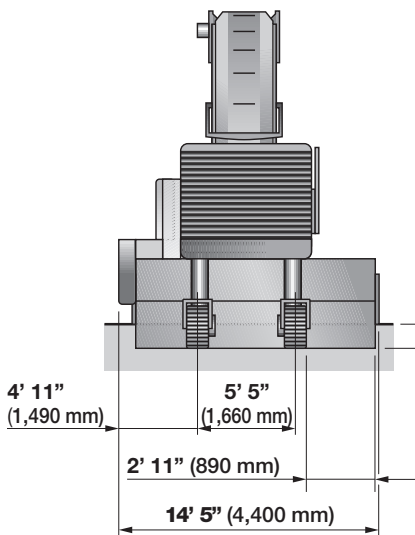
Milling width 8' 2" (2,500 mm)



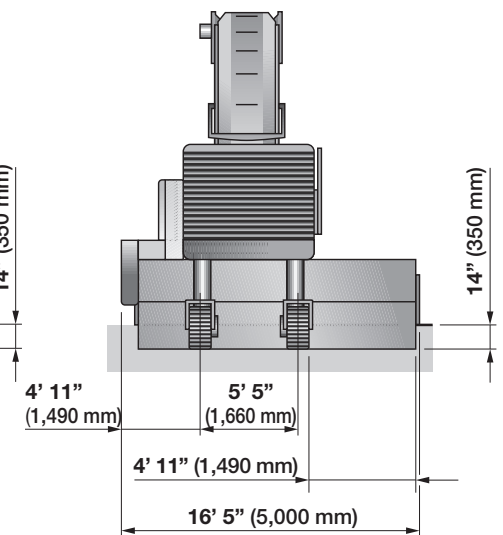
Milling width 9' 10" (3,000 mm)



Milling width 11' 6" (3,500 mm)



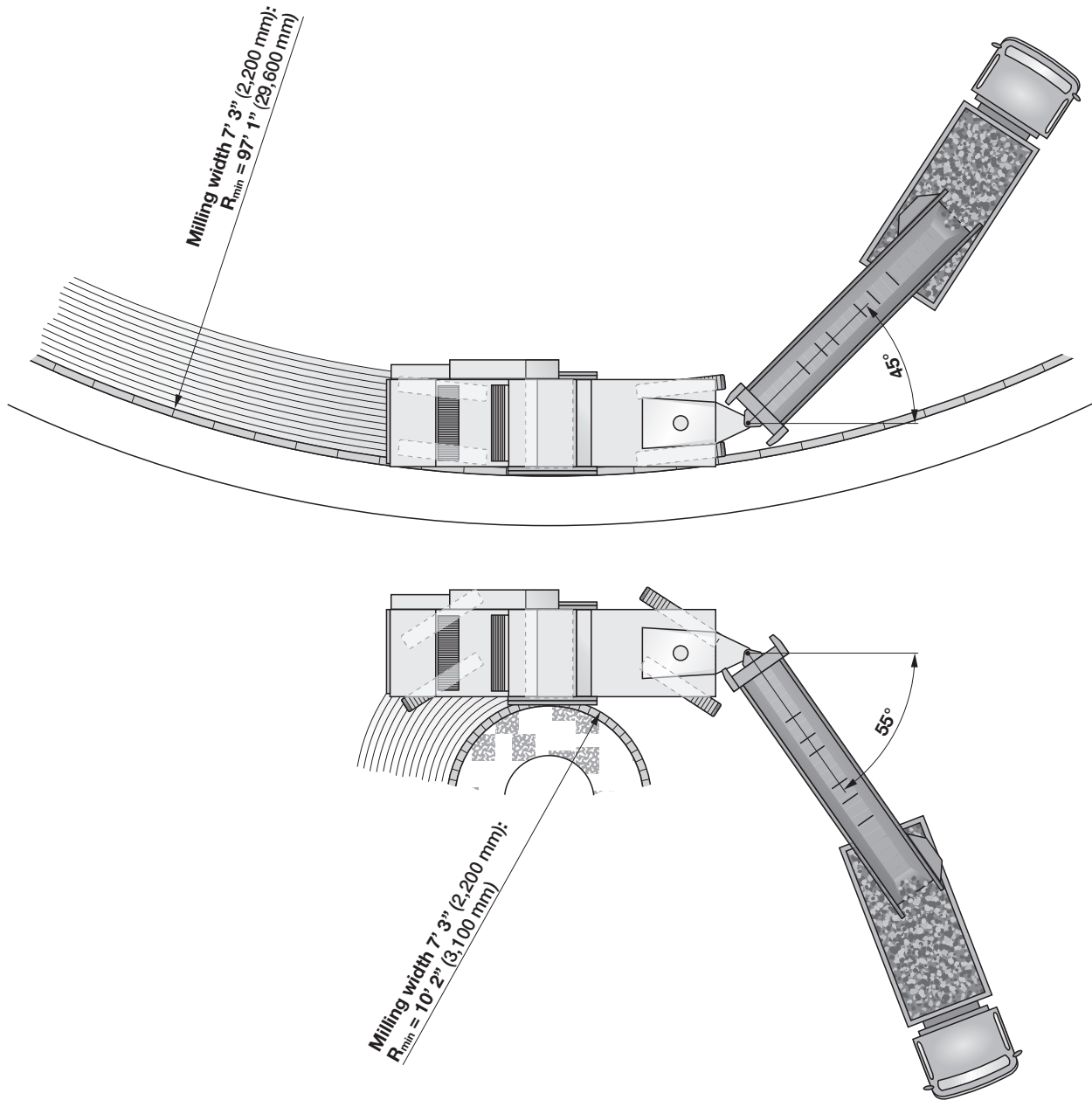
Milling width 12' 6" (3,800 mm)



Milling width 14' 5" (4,400 mm)

Milling radius of cold milling machine W 2200 at 6" (150 mm) milling depth

Dimensions



Optional milling widths	Inner milling radius	Outer milling radius
FB 8' 2" (2,500 mm)	R _{min} = 9' 2" (2,800 mm)	R _{min} = 33' 10" (10,300 mm)
FB 9' 10" (3,000 mm)	R _{min} = 7' 7" (2,300 mm)	R _{min} = 17' 9" (5,400 mm)
FB 11' 6" (3,500 mm)	R _{min} = 8' 6" (2,600 mm)	R _{min} = 26' 9" (8,150 mm)
FB 12' 6" (3,800 mm)	R _{min} = 7' 7" (2,300 mm)	R _{min} = 18' 10" (5,750 mm)
FB 14' 5" (4,400 mm)	R _{min} = 5' 7" (1,700 mm)	R _{min} = 18' 10" (5,750 mm)

Equipment features of cold milling machine W 2200

Standard equipment:

Operator's platform

- Walk-through, vibration-damped operator's platform, mounted elastically, with one control panel each left and right and two individually adjustable driver's seats; the control panels can be adjusted in height and inclination, and can additionally be moved to either side
- Lockable covers for control panels
- Access left and right with convenient fold-away ladder
- Two mirrors at the front, one mirror at the rear

Machine control

- Advance speed control across the entire speed range via joystick with proportional control
- Automatic power control unit for optimum power adjustment to different pavement materials
- Automatically engageable hydraulic traction control (flow divider)
- Electric milling depth indication left/right, milling depth indication via display
- Freely selectable steering mode for crawler track units
- Engageable high-pressure water system
- Engaging water injection in milling chamber
- Engaging water spray system at primary conveyor

Engine

- Air intake with cyclonic pre-cleaner
- Water cooler with temperature-related fan speed
- Lockable, hydraulically opening engine cowling with integrated sound-proofing package

Milling drum assembly with milling drum

- Mechanical milling drum drive via multiple V-belts with automatic belt tensioner
- Wide opening, electro-hydraulically operated drum door / scraper blade combination, self-locking; the scraper blade is pressurized hydraulically and equipped with replaceable tungsten carbide elements
- Milling drum housing for milling width 7' 3" (2,200 mm), consisting entirely of hard-wearing sheet metal
- Milling drum in welded double-pin toolholder design
- Two cutting speed options by changing the belt pulleys
- Replaceable wearing segments on side plates

Loading of milled material

- Two-stage loading system with 3' 7" (1,100 mm) wide conveyor belt
- Discharge conveyor slewing angle 45 degrees left, 55 degrees right
- Conveyor system with continuous conveying speed

Chassis and height adjustment

- Extremely wear-resistant polyurethane track pad equipment
- Continuously adjustable, hydraulic all-track drive with hydraulic differential lock
- Height adjustment via proportional valve control
- All-track steering

Miscellaneous

- Lighting package with 10 spotlights
- Comprehensive safety package with 6 emergency stop buttons
- Lockable toolbox with comprehensive toolkit for servicing and maintenance
- Painting: white with orange stripe
- Safety certificate by the Employer's Liability Insurance Association
- Storage compartment for four tool containers

Optional equipment:

Operator's platform

- Stable, soundproofed GRP canopy with folding rear screen; canopy can be folded up and down hydraulically
- Sunshade
- WIDIS 32 multi-functional display in right-hand control panel

Machine control

- LEVEL PRO automatic leveling system with 2 wire-rope sensors
- Additional LEVEL PRO control panel
- Scanning in front of the milling drum by means of a wire-rope sensor
- Electronic slope sensor
- Ultrasonic sensor
- Sonic ski sensor
- Scanning a wire by means of transducing sensor
- Pre-installation for Multiplex system with switching board for multiple sensors

Engine

- Air compressor system
- Operation of cold milling machine with biodegradable hydraulic fluid
- Refuelling pump for diesel tank (electrically operated)

Milling drum assembly with milling drum

- Milling drum housing in FCS XL design for milling width 7' 3" (2,200 mm), suitable for subsequent extension to up to 10' 2" (3,100 mm)
- Milling drum housing in FCS XL design for milling width 11' 6" (3,500 mm), suitable for subsequent extension to up to 14' 5" (4,400 mm)
- Milling drum with HT11 toolholder system, milling width 7' 3" (2,200 mm), tool spacing 15 mm
- Milling drum with HT6 welded toolholder system, milling width 7' 3" (2,200 mm), tool spacing 38 mm, for surface mining operations
- Hydraulically lifting side plates, left and right
- Additional locking valve for scraper blade when milling down to top edge of subbase layer
- Drum turning device for cutting tool replacement
- Pneumatic cutting tool driver and extractor
- Mounting carriage for milling drums
- Mounting carriage for milling drum assemblies up to 14' 5" (4,400 mm) wide

Loading of milled material

- Hydraulically operated folding discharge conveyor, long
- Conveyor system with adjustable conveying speed
- Hydraulically lifting primary conveyor
- Conveyor support legs for low-loader transport (with standard conveyor design only)

Miscellaneous

- Special painting
- Lighting package with 6 Xenon spotlights and 4 standard spotlights
- Dual seat for convenient tool replacement, arranged between the rear crawler tracks, including storage compartment for four tool containers
- Additional storage space of 52.84 gal (200 l) for approx. 14 cutting tool containers
- Material guide arranged between the rear crawler tracks, including storage compartment for four tool containers
- Material guide arranged between the rear crawler tracks, including storage compartment for four tool containers and dual seat for convenient tool replacement
- Additional rear water filling port (excluding filling pump)
- Hydraulically operated filling pump for water tank
- Hydraulically operated high-pressure water cleaner (max. 200 bar)
- Hydraulically operated high-pressure water cleaner combined with hydraulically operated filling pump
- Bolt-on additional weight of 4,409 lbs (2,000 kg), to be mounted at the rear of the machine
- Camera system to facilitate manoeuvring and monitor the loading operation, comprising one camera in the rear part of the machine and one camera at the discharge conveyor, as well as a screen centrally located in the operator's platform



WIRTGEN AMERICA

Wirtgen America Inc.
6030 Dana Way · Antioch, TN 37013, USA
Phone: (615) 501-0600 · Fax: (615) 501-0691
Internet: www.wirtgenamerica.com